

This is the peer reviewed version of the following article: Mennini, FS, Marcellusi, A, Fabiano, G, Platini, F and Bossi, P (2019) Rationale and budget impact of bimonthly use of Cetuximab in patients with recurrent and/or metastatic head and neck cancer. *Head & Neck*, 41(4), pp. 908-914. , which has been published in final form at <https://doi.org/10.1002/hed.25481>. This article may be used for non-commercial purposes in accordance with Wiley Terms and Conditions for Use of Self-Archived Versions.

Rationale and budget impact of bi-monthly use of cetuximab in patients with recurrent and/or metastatic head and neck cancer

FS Mennini^{1,2} Prof, A Marcellusi^{1,2} PhD, G Fabiano ^{1,2}MRes, F Platini³ MD, P Bossi³ MD.

¹ Economic Evaluation and HTA (CEIS- EEHTA) - Faculty of Economics, University of Rome “Tor Vergata”, Italy.

² Institute for Leadership and Management in Health - Kingston University London, London, UK

³ Head and Neck Medical Oncology Department, Fondazione IRCCS Istituto Nazionale Tumori Milano

Corresponding author: Prof. Francesco Saverio Mennini

Institute: Economic Evaluation and HTA (EEHTA) - Faculty of Economics

University: University of Rome “Tor Vergata”, Rome, Italy.

Address: Via Columbia 2

Postal code: 00133 Rome - Italy

Tel: +39 333 4991647

E-mail: f.mennini@uniroma2.it

Abstract

Background: Cetuximab is a chimeric monoclonal immunoglobulin antibody inhibitor of the epidermal growth factor receptor (EGFR) for the cure of head and neck squamous cell cancer (HNSCC). Cetuximab is administered by intravenous infusion once a week, followed by weekly doses. Pharmacodynamics and pharmacokinetic studies have demonstrated the bioequivalence of the every-other week (EOW) dosing schedule generating greater compliance of the patients and potential economic benefits for the health care system. We present the clinical rationale of a different schedule of maintenance Cetuximab after being administered concurrently with chemotherapy, in patients diagnosed with recurrent and/or metastatic HNSCC; at the same time, we estimated the potential economic benefits on the healthcare budget from a societal perspective in Italy.

Methods: A Budget Impact (BI) excel-based model was developed comparing a base case scenario of 100% weekly administration with a dose of 250 mg/m² to an every-other-week (EOW) administration at 50% or 100% with a dose of 500 mg/m². A systematic review of epidemiological literature and costs was conducted to characterize the population and a 2-4 month therapy time horizon was adopted. Cost of medical examinations and patient management as well as indirect costs associated with the loss of productivity have been also considered. A one-way and probabilistic sensitivity analysis was performed in order to evaluate the robustness of results.

Results: In the base case, the model estimated a total cost of € 4,378,574 versus € 4,031,511 and € 3,684,488 for the every-other week (EOW) 50% and 100% scenario respectively. Therefore, in the EOW 50% scenario it was calculated a cost reduction of €347 thousand of which 70% attributable to indirect costs, increasing to €694 thousand after 4 months. Same value at 2 months was obtained for the every-other week (EOW) at 100% scenario with a further reduction up to €2,13 million after 4 months considering the cost per ampoule of drug.

Conclusions: The possible benefits of an every-other week (EOW) schedule in the maintenance phase rely on a better compliance of the patients. In our analysis we showed that this simplified schedule could also reduce the costs of treatments both for the health system (direct costs) and for the society (indirect costs).

Introduction

Cetuximab is a chimeric monoclonal immunoglobulin G₁ (IgG₁) antibody inhibitor of the epidermal growth factor receptor (EGFR). Due to the substantial benefit in progression-free survival (PFS) and overall survival (OS) [1, 2], Cetuximab is indicated for the treatment of head and neck squamous cell cancer (HNSCC) both in combination with radiotherapy for locally advanced disease and with platinum-based chemotherapy for recurrent and/or metastatic disease. In all indications, Cetuximab is administered by intravenous infusion once a week at an initial dose of 400 mg/m², followed by weekly doses of 250 mg/m²[3]. Although the weekly schedule was validated in clinical studies, the long Cetuximab half-life of 66-98 hours makes its administration every other week (EOW) theoretically possible. Pharmacodynamic (PD) and pharmacokinetic (PK) studies have demonstrated the bioequivalence as well as the efficacy of a every other week (EOW) dosing schedule, when Cetuximab was employed as a treatment of colorectal cancer [4-7]. Some studies in HNSCC, limited to the setting of recurrent and/or metastatic (RM) disease, demonstrated a similar profile of toxicities and activity when Cetuximab was employed with an EOW therapeutic schedule. In Italy, Cetuximab can be administered alone and every other week (EOW) in the maintenance phase after completion of platinum-based and Cetuximab first line treatment [6, 8]. Therefore, the benefits of an EOW administration would rely on the greater compliance of the patients when the treatment is in maintenance phase and extends over time.

As of today, the clinical rationale for the adoption of an every other week (EOW) administration has not been investigated together with the economic consequences on the health care system. In particular, due to the scarcity of data in the literature, the budget impact of an every other week (EOW) administration schedule for Cetuximab have not been assessed from the perspective of the health care service in Italy.

The objective of the present analysis is to present the clinical rationale of a different administration method of Cetuximab in patients diagnosed with RM HNSCC together with

the economic analysis and the estimation of the potential economic benefits on the healthcare budget.

Rationale

Pharmacokinetic and pharmacodynamic data

Pharmacokinetic (PK) and pharmacodynamic (PD) for the standard weekly Cetuximab and EOW regimens, was evaluated in a phase I study performed in 62 metastatic colorectal cancer patients [5]. The study was in two parts: a 6-week Cetuximab monotherapy dose-escalation phase and a subsequent combination-therapy phase, during which patients received Cetuximab at the same dose/schedule as in the monotherapy phase, combined with chemotherapy. Patients in the control group received Cetuximab at a 400 mg/m² initial dose, then 250 mg/m² each week, whereas patients assigned to the dose-escalation group after the initial Cetuximab infusion, received 400–700 mg/m² EOW. The PK analysis of the different treatment groups revealed that the 700 mg/m² EOW schedule deviated substantially from the other dose regimens, with higher trough concentrations in conjunction with delayed steady-state conditions, prolonged half-life and reduced clearance. In contrast, trough concentration values for the 500 and 600 mg/m² EOW dosing regimen were comparable to the standard weekly regimen. Cetuximab serum concentrations and exposure increased with dose. The PK parameters terminal half-life, total plasma clearance and volume of distribution at steady state were comparable between the standard weekly and EOW 400, 500 and 600 mg/m² dosing regimens. In terms of exposure, the EOW 500 mg/m² dosing regimen matched more similarly the exposure of the 250 mg/m² weekly schedule. Based on these data, the authors concluded that, on the whole, the closest PK match to the weekly standard regimen was provided by EOW administration of 500 or 600 mg/m², with 500 mg/m² being the dose of choice in terms of convenience and feasibility. Moreover, functional data derived from immunohistochemical analysis of skin biopsies added to the PK analysis and provided a biologic rationale supporting the functional equivalence of the Cetuximab weekly and EOW dosing regimens.

Clinical data

The safety of the EOW regimen of Cetuximab in RM HNSCC was investigated in a phase II study performed in patients with not more than two prior cytotoxic chemotherapy regimens, randomized to receive Cetuximab EOW at 500 mg/m² (n=35) or 750 mg/m² (n=26) until disease progression [9]. Escalating the dose to 750 mg/m² did not appear to offer any obvious therapeutic advantage; therefore, this arm was prematurely closed. The administration of 500 mg/m² EOW Cetuximab monotherapy was associated with grade 3/4 adverse events (AEs) in 48.6% of patients. Acneiform rash was the most common grade 3 toxicity (11%). This finding resembles the incidence of skin toxicity reported in previous studies of standard weekly dosing of Cetuximab, such as the EXTREME study, where grade 3 or higher skin reactions were reported in 9% [2]. Globally, the overall response rate (ORR) was 11.4% among the 35 RM HNSCC patients enrolled in this study and the median PFS and OS were 2.2 and 7.0 months, respectively.

In the maintenance setting, the EOW administration of Cetuximab 500 mg/m² was investigated in 31 RM HNSCC patients after chemotherapy plus weekly Cetuximab as first-line treatment [10]. The safety of maintenance treatment with EOW Cetuximab was evaluated and compared with the occurrence of AEs during the previous combination therapy (chemotherapy plus weekly Cetuximab). The rate of any grade 3/4 AEs was 45% and 29% in the two groups (EOW Cetuximab versus chemotherapy plus Cetuximab, respectively), whereas 16% and 19% of patients experienced grade 3/4 skin rash. In this analysis, EOW Cetuximab seemed to be well tolerated and most toxicities decreased with time during Cetuximab maintenance compared with combination therapy. No infusion reaction was observed with EOW Cetuximab at a dose of 500 mg/m².

The administration of Cetuximab and Docetaxel every 2 weeks as first line treatment of RM HNSCC was analysed in a retrospective series of 31 patients [11]. The Authors showed that grade 3/4 AEs were present in 67.7% of the patients, mainly consisting of neutropenia, hypomagnesemia and skin rash, while ORR was 12.9% and median OS and PFS were 8.3 and 4 months, respectively.

The role of Cetuximab EOW as maintenance therapy was also investigated by [12] that have evaluated the efficacy and safety of four cycles of Docetaxel associated with Cisplatin and Cetuximab (TPEX) as first-line treatment, followed by maintenance with Cetuximab every 2 weeks in patients with RM HNSCC. Fifty-four patients were enrolled, with the most common grade 3/4 AEs being skin rash (16.6%) and non-febrile neutropenia (20.4%). The primary end point was met with an ORR of 44.4%; median OS and PFS were 14 and 6.2 months, respectively.

An observational French study prospectively evaluated a series of 72 patients receiving Cetuximab maintenance therapy, which was administered weekly or EOW at physician's discretion [13]. Grade 3/4 skin toxicities were observed in 7.6% of the patients, while interestingly the 12-month-PFS rate and 12-month-OS rate did not differ between patients treated every 2 weeks or weekly.

Feasibility of 6 months maintenance Cetuximab after adjuvant concurrent chemoradiation plus Cetuximab in HNSCC has also been evaluated by [14]. Maintenance Cetuximab started after completion of chemoradiation therapy plus Cetuximab with 500 mg/m² every 2 weeks over a 6-month period. Compliance to maintenance Cetuximab was quite satisfactory: 80% were still on Cetuximab after 3 and 63% after 5 months; 48% completed 6 months maintenance therapy.

Economic consequences

An excel-based model was developed to estimate the potential economic benefits of EOW compared to weekly administration of Cetuximab among patients with RM HNSCC. A review of the epidemiological and economic literature was conducted to identify relevant information to include in the analysis. The model was then implemented following the guidelines suggested by the *International Society of Pharmacoeconomics and Outcome Research* (ISPOR) [15, 16].

Comparison Scenarios

In coherence with the current administration schedule, a base case scenario was set considering 100% of patients being treated with a weekly administration of Cetuximab [17]. In the comparison scenario the base case administration was replaced with every-other-week (EOW) administration at 50% or 100% for the maintenance therapy only. Specifically, in the base case scenario the schedule included a dose of 250 mg per body surface area (BSA) [17] compared with one dose of 500 mg per BSA every two weeks (alternative scenario).

Moreover, the expense simulations have been broken down in cost analyses per mg of drug used (base case) and per required ampoule (sensitivity analysis). The model assumed an average BSA of 1.8 m² [18]. Details on the treatment schedules are reported in Table 2.

Epidemiological parameters

As a first step, the size of the eligible population was identified from the national perspective according to the therapeutic indication in Italy. As reported in Table 1, incidence rates provided by the Italian Association of Cancer Registries [19] were used to estimate the cohort of individuals annually diagnosed with HNSCC cancer. Moreover, it was estimated that about 45% of these patients were diagnosed with recurrent and/or metastatic (RM) disease [20].

Being the model focused on patients treated with Cetuximab alone in the maintenance setting, we assumed that about 32% of patients were treated with first line platinum-based chemotherapy plus Cetuximab [21] and that the portion undergoing Cetuximab monotherapy in maintenance phase was 45% [2]. As a result, the model estimated a cohort of patients treated with Cetuximab equivalent to 609 patients a year [2] (Table 1).

Table 1 – Epidemiological parameters to identify the population diagnosed with RM HNSCC treated with Cetuximab – Italy 2017

Epidemiologic Parameters	Model Parameter (%)	Estimated population	Sources
Residential population		60,589,445	[22]
HNSCC Incidence	0.015%	9,300	[19]
Population with RM HNSCC	45.0%	4,185	[20]

Patients treated with Cetuximab	32.3%	1,352	[21]
Patients undergoing treatment with Cetuximab in maintenance phase after chemotherapy	45.0%	609	[2]

Abbreviations: mCRC: RM HNSCC: recurrent and/or metastatic head and neck squamous cell cancer

The second step concerned the definition of the time horizon to consider in the analysis. Due to the limited progression-free survival (PFS) of RM HNSCC, we set a 2-4 month therapy time horizon.

Cost Parameters

With reference to the estimation of drug cost, the price of Cetuximab has been used net of discounts by law and according to the dosing of the two treatment schedules (Table 2). The model considered both the cost per mg and the cost per ampoule, according to the treatment schedules and the ampoules required for an average BSA of 1.8 m².

Furthermore, the cost associated with patients' management was estimated. According to this approach, the cost of medical examinations required for drug administration and patient management were included in addition to the indirect costs associated with the loss of productivity (absence from work) of the patient or caregiver.

Specifically, the model assumed a cost of €85 per medical examination for each administration, including the cost of the physician, nurse, consumption material, for the drug administration and distribution by the hospital pharmacy [23].

With reference to the indirect costs, the model assumed the loss of a working day every time the drug is administered to the patient in the hospital setting. Such assumption was based on the hypothesis that, when drug is administered, the whole working day is lost either by the patient or the caregiver. Calculations were made considering an average salary per hour of €27.8 [24], that corresponded to a daily salary of €200.2 [24, 25] before tax (Table 2).

Finally, the model does not consider efficacy and safety differences between the two schedules.

Table 2 – Parameters of patient definition and therapy cost

Parameters of patient definition H&N R/M	Parameter	Source
BSA patient, m ²	1.8	[18]
Weekly ampoule CET_weekly/250mg per BSA	5.0 / 450mg	[17]
Weekly ampoule CET_EOW/500mg per BSA	9.0 / 900mg	Assumption
Number of lost working days per medical examination	1.0	Assumption
Cost parameters	Cost	Source
Ampoule price 100 mg	€ 153.6	AIFA
Cost of medical examination per administration	€ 85.0	[23]
Cost of working day Italy	€ 200.2	[24, 25]

Abbreviations: BSA: body surface area; CET: Cetuximab; EOW: every other week.

Sensitivity Analysis

Deterministic one-way sensitivity analysis was performed to model the uncertainty of the parameters and the consequent variability of the results. Following this approach, the results of the budget impact model have been obtained by varying one parameter of the model at once, depending on the variability observed in the literature or assumed by the authors. Specifically, the following scenarios have been considered:

- ✓ RM-HNSCC patients with maintenance treatment with Cetuximab (base case = 45.0%): Min = 35% - Max 55%
- ✓ Cost of estimated drug by number of ampoules required for the administration (base case=cost per mg)
- ✓ Working days lost per visit (base case=1 day lost): Min = 0 – Max = 2

Results:

The model estimated a total of 609 patients diagnosed with RM-HNSCC and subjected to treatment with Cetuximab once a week in the base case scenario. In the next paragraphs the comparison between the base case and an EOW administration schedule applied to 50% and 100% of the eligible population, is illustrated.

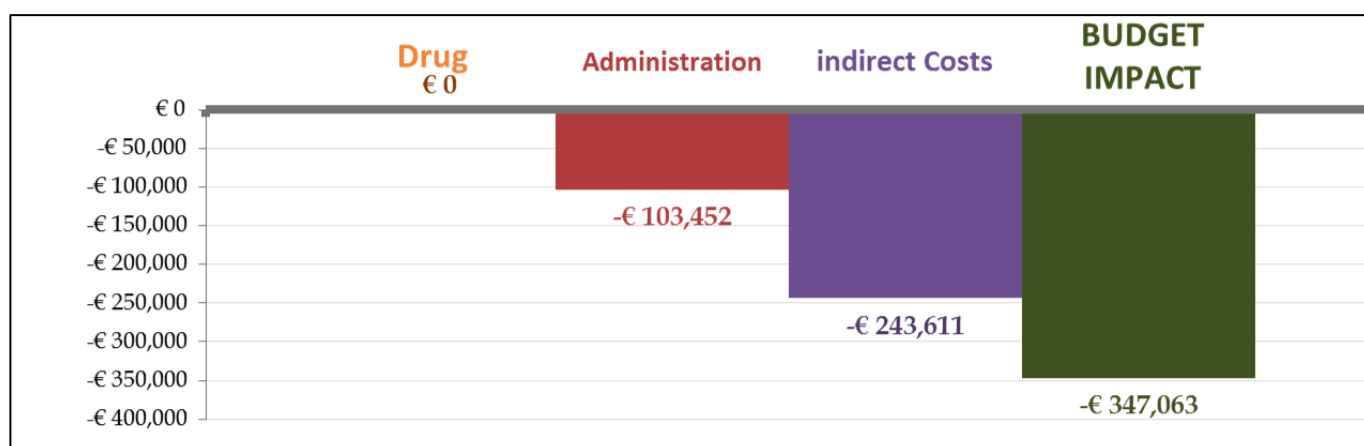
Base case vs EOW 50% Scenario

Table 3 illustrates the results in terms of budget impact after 2 months, considering 609 weekly treated patients vs 304 weekly patients and 304 bi-monthly treated patients. Considering an average body surface area (BSA) of 1.8 m², the 2 strategies (weekly administration 250 mg per BSA versus EOW 500 mg per BSA) did not differ in terms of the cost of the drug per month. The model estimated a cost reduction of €347 thousand, of which over 70% was attributable to indirect costs. Administration costs showed a smaller saving of approximately €243 thousand (Figure 1). In addition, the model estimated that, after 4 months of treatment the cost reduction would increase to €694 thousand.

Table 3 – Budget Impact results, base-case vs EOW 50% Scenario, 2 months

Cost items	Expense		
	Base case (€)	EOW 50% Scenario (€)	BUDGET IMPACT (€)
Drug cost (calculation per mg)	€ 2,990,322	€ 2,990,322	€ 0
Management cost/administration	€ 413,808	€ 310,356	-€ 103,452
Indirect costs	€ 974,445	€ 730,833	-€ 243,611
TOTAL EXPENSE	€ 4,378,574	€ 4,031,511	-€ 347,063
	1 Week	EOW 50% Scenario	Tot. no. of treated patients
Base case treated patients	609	0	609
50% treated patients Scenario	304	304	609

Figure 1: Budget Impact results, base-case vs EOW 50% Scenario, per cost item (€)



Abbreviations: RM HNSCC: recurrent and/or metastatic head and neck squamous cell cancer; EOW:every other week

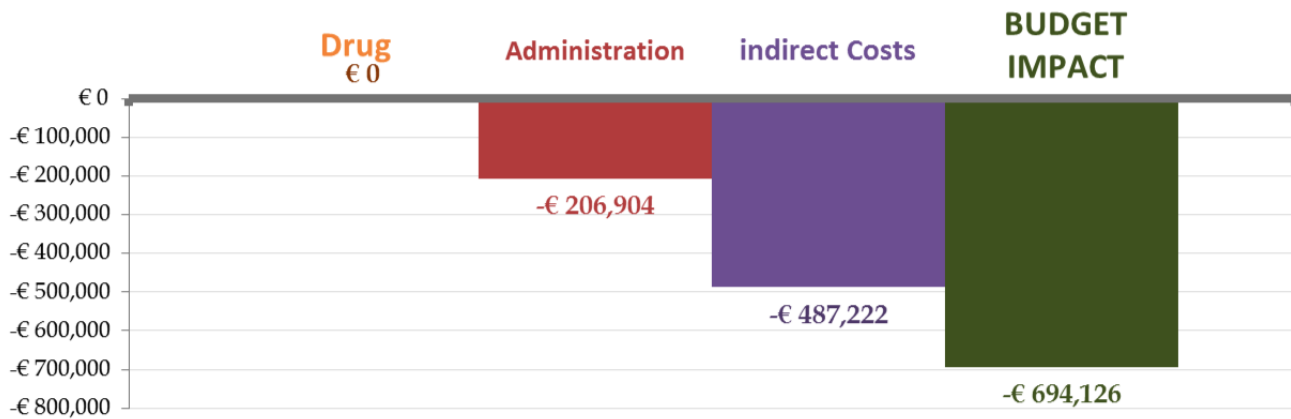
Base case vs EOW 100% Scenario

In this scenario the budget impact of EOW strategy was compared with a weekly strategy for patients with RM-HNSCC at 2 and 4 months considering same drug expense for the two treatment strategies. As a result, the model estimated a cost reduction of €694 thousand, of which about 70% is due to indirect costs after two months (Table 4, Figure 2). After 4 months of treatment the cost reduction would increase to €1,38 million considering the cost per mg, and to €2,13 million considering the cost per vial of drug.

Table 4 – Table 3 – Budget Impact results, base-case vs EOW 100% Scenario, 2 months

Cost items	Expense		
	Base case (€)	EOW 100% Scenario (€)	BUDGET IMPACT (€)
Drug cost (calculation per mg)	€ 2,990,322	€ 2,990,322	€ 0
Management cost/administration	€ 413,808	€ 206,904	-€ 206,904
Indirect costs	€ 974,445	€ 487,222	-€ 487,222
TOTAL EXPENSE	€ 4,378,574	€ 3,684,448	-€ 694,126
	1 Week	EOW 100% Scenario	Tot. no. of treated patients
Base case treated patients	609	0	609
100% treated patients Scenario	0	609	609

Figure 2: Budget Impact results, base-case vs EOW 100% Scenario, per cost item (€)

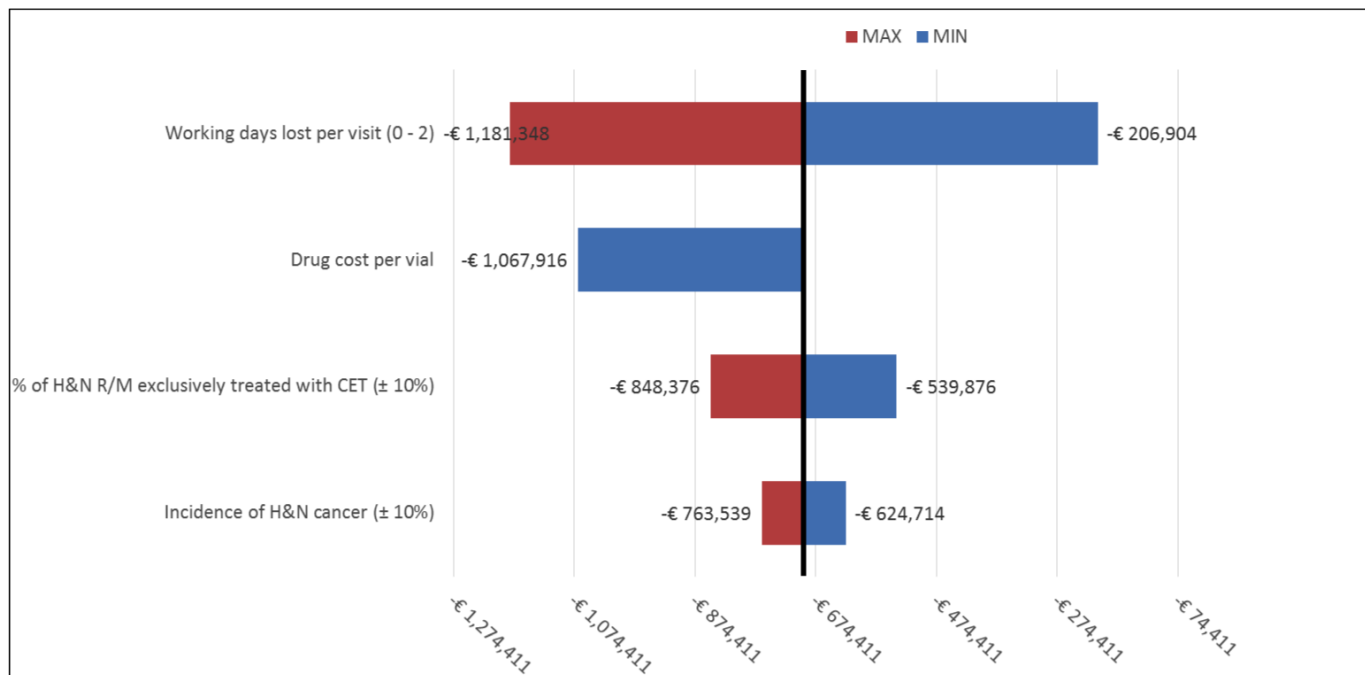


Abbreviations: RM HNSCC: recurrent and/or metastatic head and neck squamous cell cancer; EOW:every other week

Sensitivity analysis results for RM-HNSCC patients

Figure 3 illustrates the variables with the highest impact on the model results. One-way sensitivity analysis showed as the model was most sensitive to the number of working days lost by patient or caregivers and when the drug cost was per vial instead of mg. (Figure 3).

Figure 3 – One-way sensitivity analysis- Case base Budget Impact vs EOW 100% Scenario



Abbreviations: H&N: head and neck; RM HNSCC: recurrent and/or metastatic head and neck squamous cell cancer; EOW: every other week

Discussion

In this analysis, we focused on the economic benefit of an EOW administration of Cetuximab versus a weekly schedule, as maintenance therapy.

Patients with RM-HNSCC not amenable to surgical salvage or radiation therapy may receive a combination of platinum-based chemotherapy and Cetuximab for a maximum of 6 cycles, followed by maintenance Cetuximab in case of clinical benefit and good tolerability. The weekly schedule of Cetuximab was employed in the pivotal Extreme trial and thereby adopted in the clinical practice.

As confirmed by the PK data, the EOW 500 mg/m² schedule was similar in terms of exposure to the 250 mg/m² weekly dose; clinical data have confirmed the feasibility and activity of this approach, so justifying its broader use. The possible benefits of an EOW schedule in the maintenance phase rely on a better compliance of the patients, subject to a high number of cycles in the previous months; moreover, this advantage could reflect also into a benefit in the quality of life of the patients, receiving endovenous administration phased in longer time.

In our analysis we showed that this simplified schedule could also reduce the costs of treatments both for the health system (direct costs) and for the society (indirect costs). The latter accounted for the major part of the potential savings following the adoption of an EOW administration of Cetuximab in Italy. This result was obtained assuming that after chemotherapy and Cetuximab, patients would benefit from an improvement of symptoms in the maintenance phase that would allow to gradually resume working.

Therefore, considering the preclinical and clinical premises and the economic benefits, we would suggest that the EOW schedule should be adopted as possible schedule of administration of Cetuximab in the maintenance phase, assuming that the disease remains controlled and the AEs are well tolerated.

Some limitations have to be underlined in our analysis. First, the epidemiological parameters were based on the data published in national reports, therefore with reference to the considered diseases; the number of treated patients with Cetuximab in Italy could be either over or under estimated. However, in sensitivity analyses, these variables have been

changed in a representative range of the national reality, allowing interval estimates able to represent a minimum and maximum impact of plausible expense.

Secondly, the model may have underestimated the real cost of patients treated with RM-HNSCC as it took into account a limited number of cost items. In particular, the model considered only the cost of Cetuximab and its administration and indirect costs deriving from patient or caregiver's absence from work not including transportation costs. Also the costs due to adverse events and/or disease progression and presenteeism or absenteeism for adverse events were not included. However, in this case, we assumed they would be identical between the two comparisons as confirmed by the therapeutic equivalence both in terms of safety and efficacy of the two administration methods of Cetuximab and hence not affecting the economic estimation. Finally, we did not include other possible economic saving in the EOW schedule, such as the possibility to reduce the drug waste in case of the use of the drug contained in vial of fixed dosage, which can be not completely finished.

Finally, a third limitation is the lack of information on the lost working days in the two groups of treatment. The model conservatively assumed that the patients or caregivers lost at least one working day. However data may be underestimated due to the risk of adverse events causing absence or reduced productivity or even a permanent exit from the labour market. In addition, caregivers could be also involved for an extra day after the day of the treatment.

In conclusion, the model represents a first attempt to quantify the economic impact of a change in treatment schedules of Cetuximab in Italy. Following the clinical rationale for its adoption, the analysis assessed the potential impact of an EOW administration from a societal perspective in which indirect costs resulted as the main driver. However, the new treatment strategy would also free resources in terms of lower hospital admissions that may be efficiently reallocated to maximize the work/hours of hospital staff and therefore have a positive impact from the hospital perspective.

Bibliography:

1. Bonner JA, Harari PM, Giralt J et al. Radiotherapy plus cetuximab for squamous-cell carcinoma of the head and neck. *N Engl J Med* 2006; 354: 567-578.
2. Vermorken JB, Mesia R, Rivera F et al. Platinum-based chemotherapy plus cetuximab in head and neck cancer. *N Engl J Med* 2008; 359: 1116-1127.
3. Markovic A, Chung CH. Current role of EGF receptor monoclonal antibodies and tyrosine kinase inhibitors in the management of head and neck squamous cell carcinoma. *Expert Rev Anticancer Ther* 2012; 12: 1149-1159.
4. Tabernero J, Ciardiello F, Rivera F et al. Cetuximab administered once every second week to patients with metastatic colorectal cancer: a two-part pharmacokinetic/pharmacodynamic phase I dose-escalation study. *Ann Oncol* 2010; 21: 1537-1545.
5. Tabernero J, Pfeiffer P, Cervantes A. Administration of cetuximab every 2 weeks in the treatment of metastatic colorectal cancer: an effective, more convenient alternative to weekly administration? *Oncologist* 2008; 13: 113-119.
6. Pfeiffer P, Nielsen D, Bjerregaard J et al. Biweekly cetuximab and irinotecan as third-line therapy in patients with advanced colorectal cancer after failure to irinotecan, oxaliplatin and 5-fluorouracil. *Ann Oncol* 2008; 19: 1141-1145.
7. Mrabti H, De la Fouchardiere C, Desseigne F et al. Irinotecan associated with cetuximab given every 2 weeks versus cetuximab weekly in metastatic colorectal cancer. *J Cancer Res Ther* 2009; 5: 272-276.
8. Fontes M. The process of transformation of scientific and technological knowledge into economic value conducted by biotechnology spin-offs. *Science direct* 2005; 339–347.
9. Fury MG, Sherman E, Lisa D et al. A randomized phase II study of cetuximab every 2 weeks at either 500 or 750 mg/m² for patients with recurrent or metastatic head and neck squamous cell cancer. *J Natl Compr Canc Netw* 2012; 10: 1391-1398.
10. Bossi P, Kornek G, Lanzetta G et al. Safety and feasibility of every-other-week maintenance cetuximab after first-line chemotherapy in patients with recurrent or metastatic head and neck squamous cell cancer. *Head Neck* 2013; 35: 1471-1474.
11. Posch D, Fuchs H, Kornek G et al. Docetaxel plus cetuximab biweekly is an active regimen for the first-line treatment of patients with recurrent/metastatic head and neck cancer. *Sci Rep* 2016; 6: 32946.
12. Guigay J, Fayette J, Dillies AF et al. Cetuximab, docetaxel, and cisplatin as first-line treatment in patients with recurrent or metastatic head and neck squamous cell carcinoma: a multicenter, phase II GORTEC study. *Ann Oncol* 2015; 26: 1941-1947.
13. J G, E C, P C. Observational study of the cetuximab relative dose intensity (RDI) in the first-line treatment of recurrent and/or metastatic squamous cell carcinoma of the head and neck (R/M SCCHN): Data on the maintenance and every two weeks use (DIRECT study). *Annals of Oncology* 2016; 27 Supplement 6.
14. Matuschek C, Bolke E, Belka C et al. Feasibility of 6-month maintenance cetuximab after adjuvant concurrent chemoradiation plus cetuximab in squamous cell carcinoma of the head and neck. *Strahlenther Onkol* 2013; 189: 625-631.

15. Mauskopf JA, Sullivan SD, Annemans L et al. Principles of good practice for budget impact analysis: report of the ISPOR Task Force on good research practices--budget impact analysis. *Value Health* 2007; 10: 336-347.
16. Sullivan SD, Mauskopf JA, Augustovski F et al. Budget impact analysis-principles of good practice: report of the ISPOR 2012 Budget Impact Analysis Good Practice II Task Force. *Value Health* 2014; 17: 5-14.
17. European Medicine Agency (EMA). Scheda Tecnica Cetuximab (Erbitux). In http://www.ema.europa.eu/ema/index.jsp?curl=pages/medicines/human/medicines/000558/human_med_000769.jsp&mid=WC0b01ac058001d124 (ed). 2004.
18. Pinto C, Di Fabio F, Rosati G et al. Observational study on quality of life, safety, and effectiveness of first-line cetuximab plus chemotherapy in KRAS wild-type metastatic colorectal cancer patients: the ObservEr Study. *Cancer Med* 2016; 5: 3272-3281.
19. Tumori AIdR. I numeri del cancro in Italia. In. 2016.
20. Sacco AG, Cohen EE. Current Treatment Options for Recurrent or Metastatic Head and Neck Squamous Cell Carcinoma. *J Clin Oncol* 2015; 33: 3305-3313.
21. IMS. DataView Multi Channel MO, Vendite Volume e Valore, Sell-in Cal. Totale Italia, Tutti i Canali Aprile 2013-Ottobre 2016. In.
22. Istituto Nazionale di Statistica (ISTAT). Popolazione residente al 1 Gennaio 2017. In *Statistiche Demografiche*. 2017.
23. Mennini FS MA, Arduini E, Mauro G, Mecozzi A, Tuzi A and Cortesi E. Terapia orale/terapia infusione nel trattamento del cancro del colon retto localmente avanzato o avanzato. *PharmacoEconomics–Italian Research Articles* 2012; 14: 121-129.
24. Eurostat. Labour cost levels by NACE Rev. 2 activity. In. 2017.
25. Istat. http://dati.istat.it/Index.aspx?DataSetCode=DCCV_ORELAVMED. In. 2016.