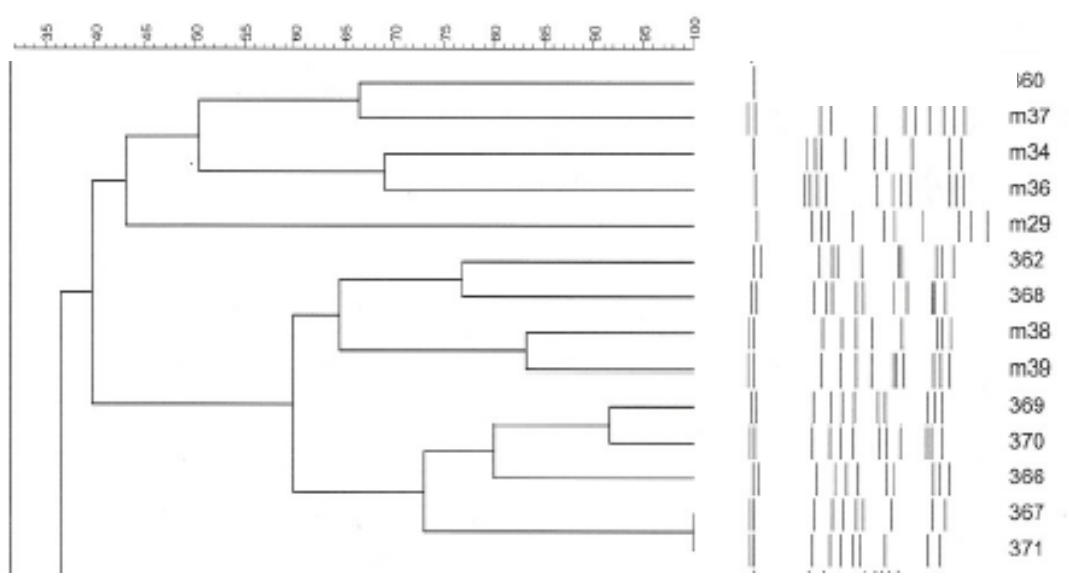



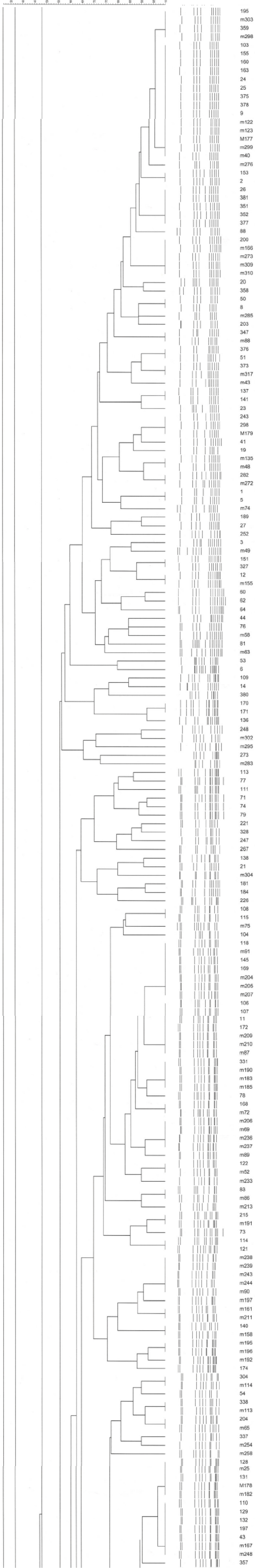
APPENDIX 5a: Shows the main group number 1: contains strains 1-4 and has a group similarity of 33%




APPENDIX 5b: Shows the main group number 2: contains strains 5-8 and has a group similarity of 40%



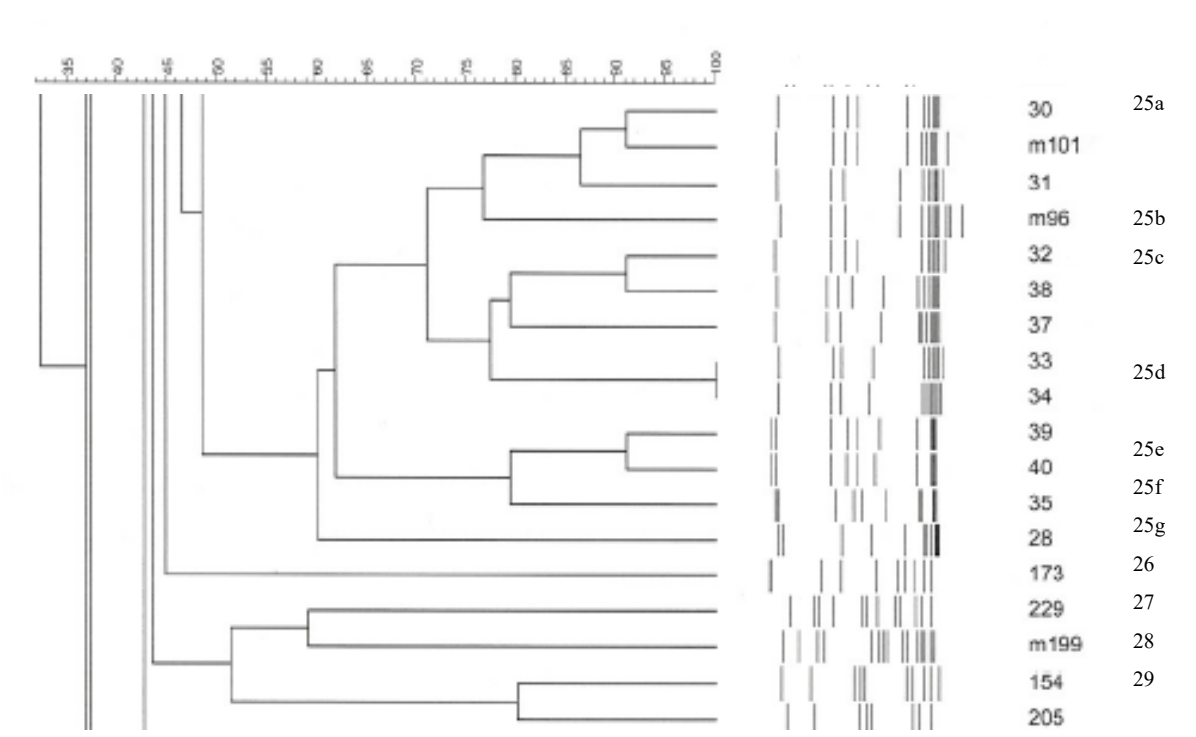
APPENDIX 5c: Shows the main group number 3: contains strains 9-12 and has a group similarity of 48%




APPENDIX 5d: Shows the main group number 4: contains strains 13-29 and has a group similarity of 43%




APPENDIX 5e: Shows the main group number 5: contains strains 30-37 and has a group similarity of 46%




APPENDIX 5d continue: Shows the main group number 4 continue: contains strains 13-29 and has a group similarity of 43%




APPENDIX 5e continue: Shows the main group number 5 continue: contains strains 30-37 and has a group similarity of 46%



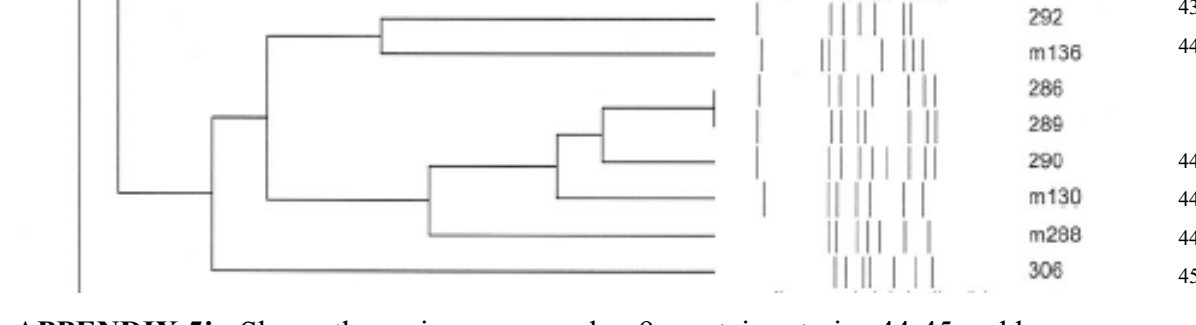
APPENDIX 5f: Shows the main group number 6: contains strains 38-40 and has a group similarity of 57%



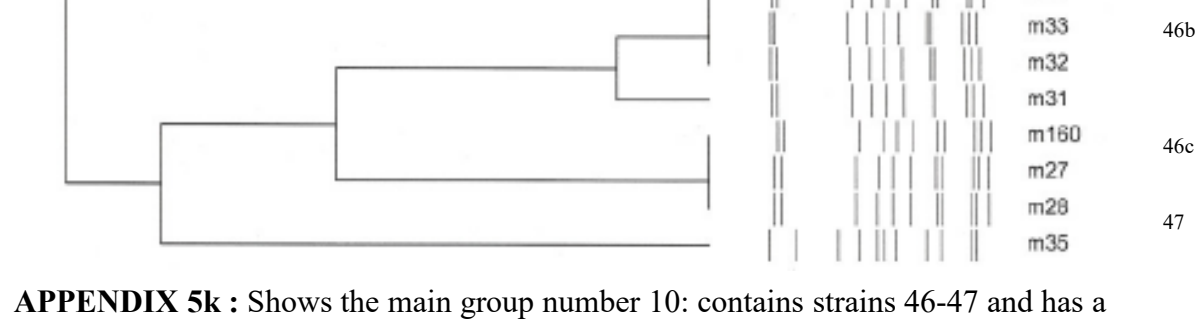
APPENDIX 5g: Shows the main group number 7: contains strains 41 and has a group similarity of 54%



APPENDIX 5h: Shows the main group number 8: contains strains 42 and has a group similarity of 51%



APPENDIX 5i: Shows the main group number 9: contains strains 44-45 and has a group similarity of 52%



APPENDIX 5k: Shows the main group number 10: contains strains 46-47 and has a group similarity of 33%