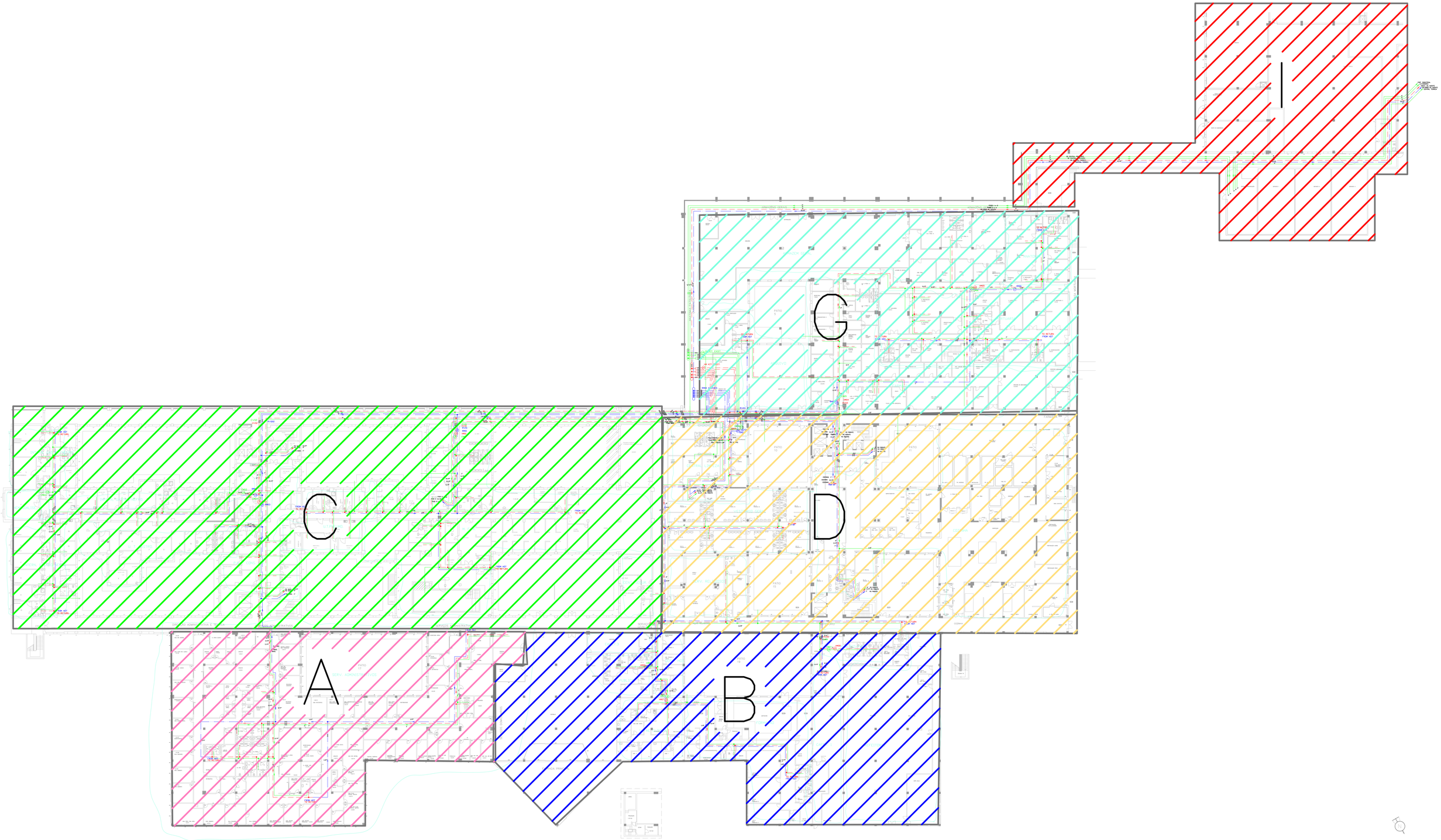


| | |
|---|---|
| University of Wisconsin Madison<br>Date<br>Campus Construction Studios | Drawing # 1<br>HOSPITAL BUILDING - DRAFTING<br>Water Supply Systems<br>General Plan Layout of Level 1 (P1, 1 FLUID) |

Architectural plans and perspectives are kindly supplied by Hospital Design Partnership Professional Associations (Madison, Wisconsin)

Scale: 1:100

# LEGEND

- VALVE
- FLOW DIRECTION
- METER
- JUNCTION
- CVnn — COLD VALVE NUMBER (EXITING IN COLD WATER CIRCUIT)
- HVnn — HOT VALVE NUMBER (EXITING IN HOT WATER CIRCUIT)
- RVnn — RETURN VALVE NUMBER (EXITING IN WATER RETURN CIRCUIT)
- CMnn — WATER METER NUMBER FOR COLD WATER CIRCUIT
- HMnn — WATER METER NUMBER FOR HOT WATER CIRCUIT
- RMnn — WATER METER NUMBER FOR HOT WATER RETURN CIRCUIT
- COLD WATER CIRCUIT
- HOT WATER CIRCUIT
- HOT WATER RETURN CIRCUIT

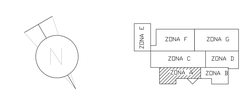


SCALE: 1:100

| | |
|---|---|
| University of Kingston<br>PhD Thesis<br>of<br>Carlos Gassmann Oliveira | Drawing n.º 2<br>HOSPITAL AMADORA - SINTRA<br>Water Supply Systems<br>Plan Layout of Section A, Level 1 |
| SCALE: 1:100 | |

Architectoral plans and perspectives as kindly supplied by Hospital Doutor Fernando Fonseca (Amadora Sintra)




# LEGEND

- VALVE
- FLOW DIRECTION
- METER
- JUNCTION
- CVnn — COLD VALVE NUMBER (EXITING IN COLD WATER CIRCUIT)
- HVnn — HOT VALVE NUMBER (EXITING IN HOT WATER CIRCUIT)
- RVnn — RETURN VALVE NUMBER (EXITING IN WATER RETURN CIRCUIT)
- CMnn — WATER METER NUMBER FOR COLD WATER CIRCUIT
- HMnn — WATER METER NUMBER FOR HOT WATER CIRCUIT
- RMnn — WATER METER NUMBER FOR HOT WATER RETURN CIRCUIT
- COLD WATER CIRCUIT
- HOT WATER CIRCUIT
- HOT WATER RETURN CIRCUIT

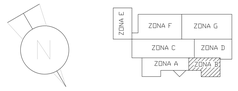


SCALE: 1:100

Architectoral plans and perspectives as kindly supplied by Hospital Doutor Fernando Fonseca (Amadora Sintra)

| | |
|---|---|
| University of Kingston<br>PhD Thesis<br>of<br>Carlos Gassmann Oliveira | Drawing n.º 3<br>HOSPITAL AMADORA - SINTRA<br>Water Supply Systems<br>Plan Layout of Section B, Level 1 |
| SCALE: 1:100 | |

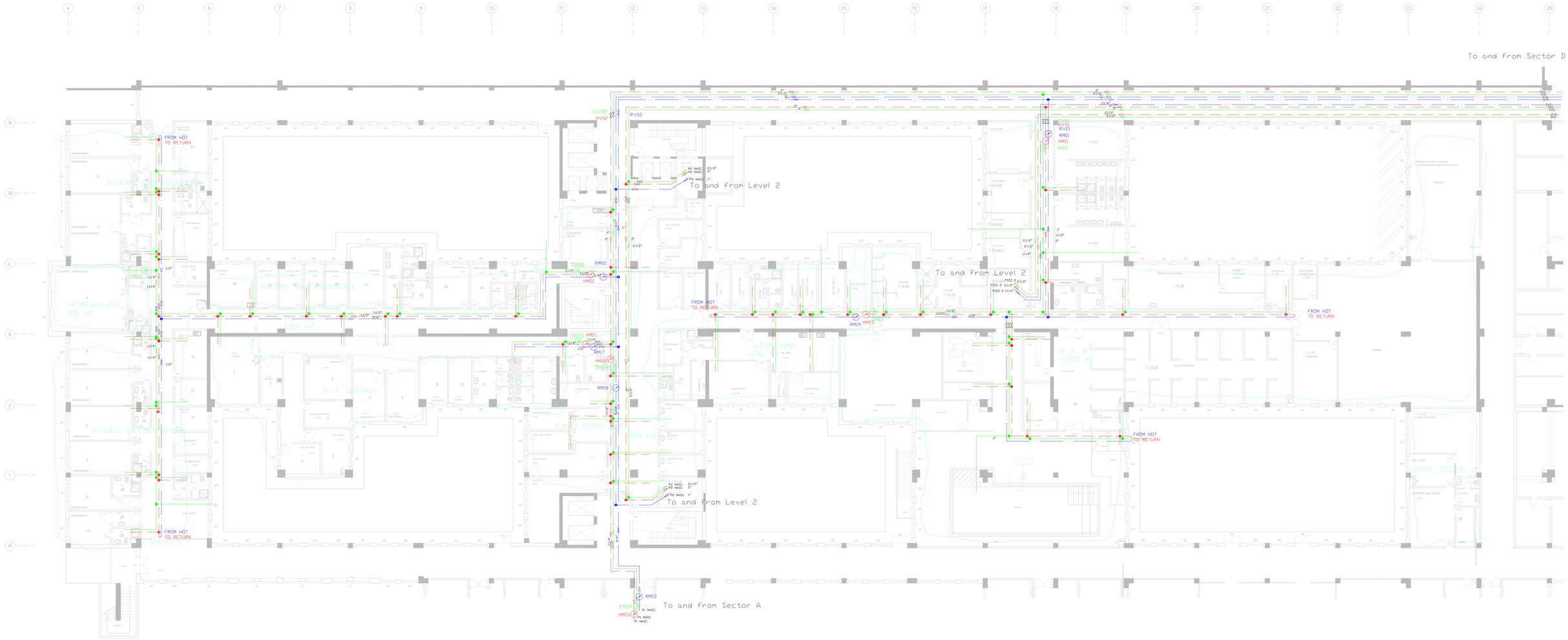


# LEGEND

- VALVE
- FLOW DIRECTION
- METER
- JUNCTION
- CVnn — COLD VALVE NUMBER (EXITING IN COLD WATER CIRCUIT)
- HVnn — HOT VALVE NUMBER (EXITING IN HOT WATER CIRCUIT)
- RVnn — RETURN VALVE NUMBER (EXITING IN WATER RETURN CIRCUIT)
- CMnn — WATER METER NUMBER FOR COLD WATER CIRCUIT
- HMnn — WATER METER NUMBER FOR HOT WATER CIRCUIT
- RMnn — WATER METER NUMBER FOR HOT WATER RETURN CIRCUIT
- COLD WATER CIRCUIT
- HOT WATER CIRCUIT
- HOT WATER RETURN CIRCUIT




SCALE: 1:100

Architectural plans and perspectives as kindly supplied by Hospital Doutor Fernando Fonseca (Amadora Sintra)

| | |
|---|---|
| University of Kingston<br>PhD Thesis<br>of<br>Carlos Gasemann Oliveira | Drawing n.º 4<br>HOSPITAL AMADORA - SINTRA<br>Water Supply Systems<br>Plan Layout of Section C, Level 1 |
| SCALE: 1:100 | |

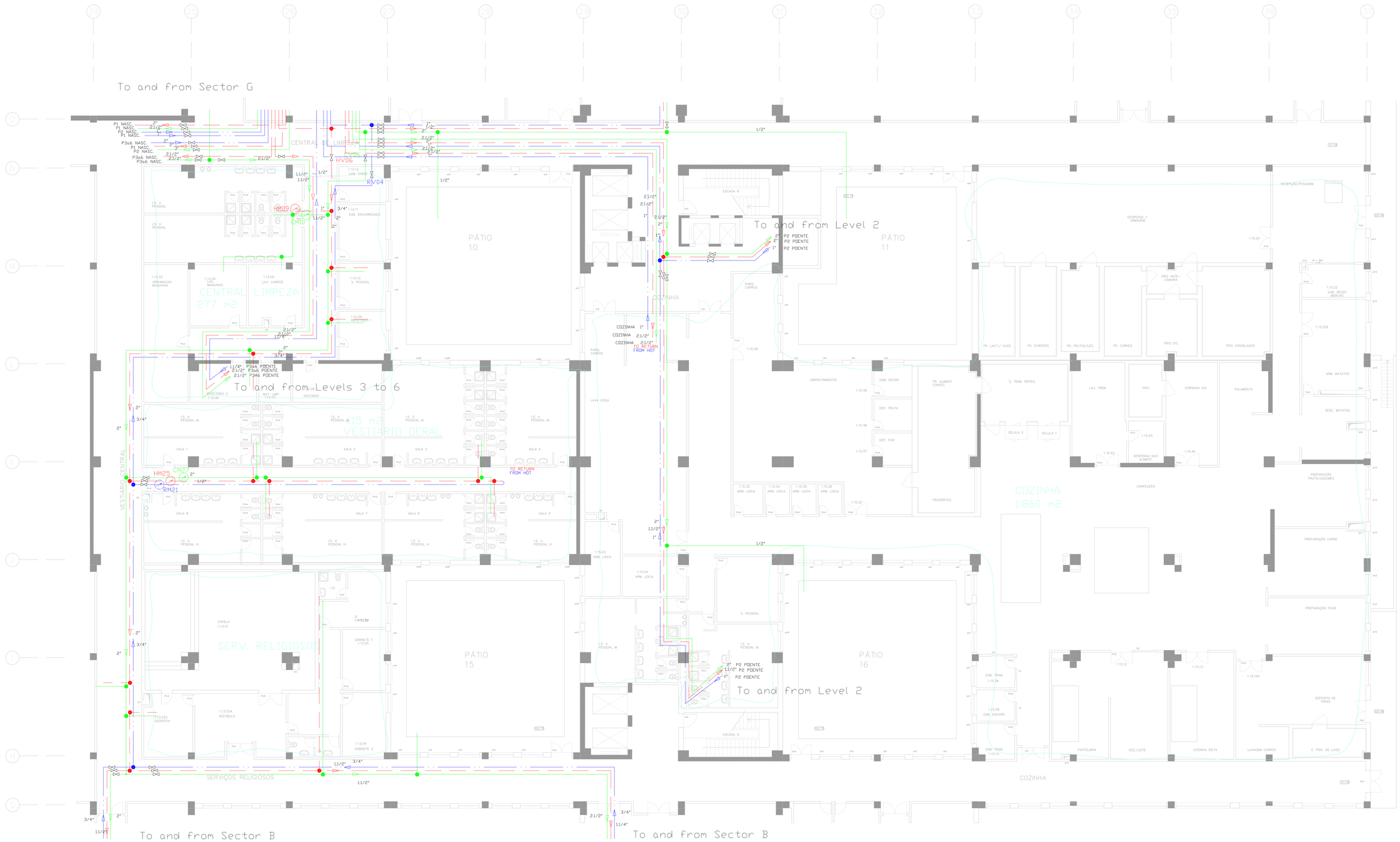


# LEGEND

- VALVE
- FLOW DIRECTION
- METER
- JUNCTION
- CVnn — COLD VALVE NUMBER (EXITING IN COLD WATER CIRCUIT)
- HVnn — HOT VALVE NUMBER (EXITING IN HOT WATER CIRCUIT)
- RVnn — RETURN VALVE NUMBER (EXITING IN WATER RETURN CIRCUIT)
- CMnn — WATER METER NUMBER FOR COLD WATER CIRCUIT
- HMnn — WATER METER NUMBER FOR HOT WATER CIRCUIT
- RMnn — WATER METER NUMBER FOR HOT WATER RETURN CIRCUIT
- COLD WATER CIRCUIT
- HOT WATER CIRCUIT
- HOT WATER RETURN CIRCUIT

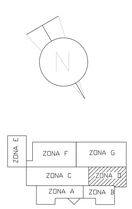


SCALE: 1:100

Architectoral plans and perspectives as kindly supplied by Hospital Doutor Fernando Fonseca (Amadora Sintra)

| | |
|---|---|
| University of Kingston<br>PhD Thesis<br>of<br>Carlos Gassmann Oliveira | Drawing n.º 5<br>HOSPITAL AMADORA - SINTRA<br>Water Supply Systems<br>Plan Layout of Section D, Level 1 |
| SCALE: 1:100 | |




# LEGEND

- VALVE
- FLOW DIRECTION
- METER
- JUNCTION
- CVnn — COLD VALVE NUMBER (EXITING IN COLD WATER CIRCUIT)
- HVnn — HOT VALVE NUMBER (EXITING IN HOT WATER CIRCUIT)
- RVnn — RETURN VALVE NUMBER (EXITING IN WATER RETURN CIRCUIT)
- CMnn — WATER METER NUMBER FOR COLD WATER CIRCUIT
- HMnn — WATER METER NUMBER FOR HOT WATER CIRCUIT
- RMnn — WATER METER NUMBER FOR HOT WATER RETURN CIRCUIT
- COLD WATER CIRCUIT
- HOT WATER CIRCUIT
- HOT WATER RETURN CIRCUIT

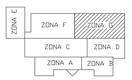


SCALE: 1:100

Architectoral plans and perspectives as kindly supplied by Hospital Doutor Fernando Fonseca (Amadora Sintra)

| | |
|---|---|
| University of Kingston<br>PhD Thesis<br>of<br>Carlos Gassmann Oliveira | Drawing n.º 6<br>HOSPITAL AMADORA - SINTRA<br>Water Supply Systems<br>Plan Layout of Section G, Level 1 |
| SCALE: 1:100 | |




SCALE 1:100

Architectural plans and perspectives as kindly supplied by Hospital Doctor Fernando Fonseca (Amadora Sintra)

| | |
|---|---|
| Universidade de Nottingham<br>PhD Thesis<br>by<br>Carlos Gaspharim Oliveira<br>Date | Drawing n°7<br>HOSPITAL AMADORA - SINTRA<br>Water Double Sprinkler<br>General Plan Layout of Level 2 (PTL 120.30) |

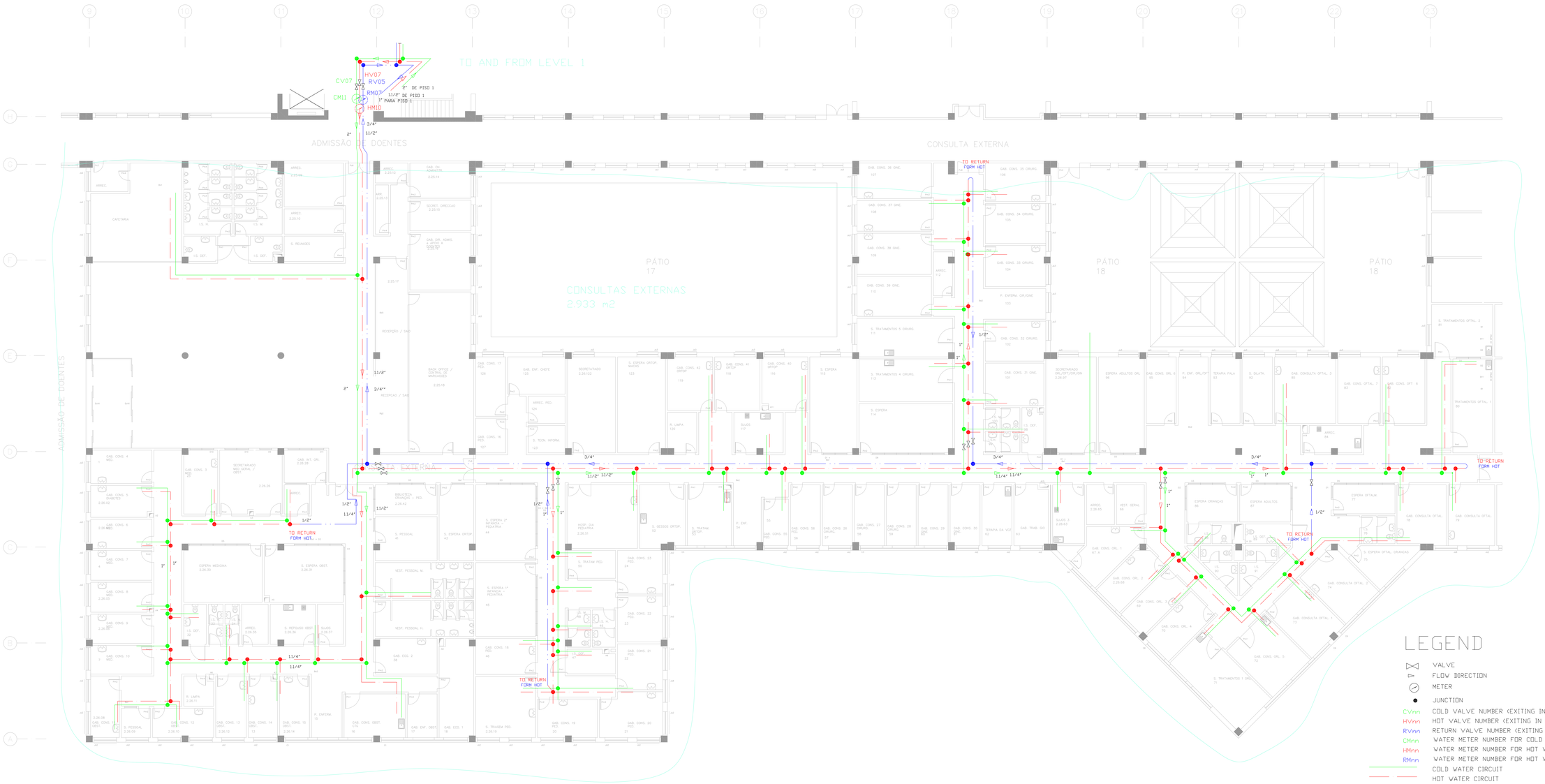


# LEGEND

- VALVE
- FLOW DIRECTION
- METER
- JUNCTION
- CVnn — COLD VALVE NUMBER (EXITING IN COLD WATER CIRCUIT)
- HVnn — HOT VALVE NUMBER (EXITING IN HOT WATER CIRCUIT)
- RVnn — RETURN VALVE NUMBER (EXITING IN WATER RETURN CIRCUIT)
- CMnn — WATER METER NUMBER FOR COLD WATER CIRCUIT
- HMnn — WATER METER NUMBER FOR HOT WATER CIRCUIT
- RMnn — WATER METER NUMBER FOR HOT WATER RETURN CIRCUIT
- COLD WATER CIRCUIT
- HOT WATER CIRCUIT
- HOT WATER RETURN CIRCUIT

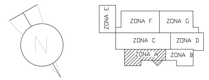


SCALE: 1:100

| | |
|---|---|
| University of Kingston<br>PhD Thesis<br>of<br>Carlos Gassmann Oliveira | Drawing n.° 8<br>HOSPITAL AMADORA - SINTRA<br>Water Supply Systems<br>Plan Layout of Section A, Level 2 |
| SCALE: 1:100 | |

Architectoral plans and perspectives as kindly supplied by Hospital Doutor Fernando Fonseca (Amadora Sintra)




# LEGEND

- VALVE
- FLOW DIRECTION
- METER
- JUNCTION
- CVnn — COLD VALVE NUMBER (EXITING IN COLD WATER CIRCUIT)
- HVnn — HOT VALVE NUMBER (EXITING IN HOT WATER CIRCUIT)
- RVnn — RETURN VALVE NUMBER (EXITING IN WATER RETURN CIRCUIT)
- CMnn — WATER METER NUMBER FOR COLD WATER CIRCUIT
- HMnn — WATER METER NUMBER FOR HOT WATER CIRCUIT
- RMnn — WATER METER NUMBER FOR HOT WATER RETURN CIRCUIT
- COLD WATER CIRCUIT
- HOT WATER CIRCUIT
- HOT WATER RETURN CIRCUIT

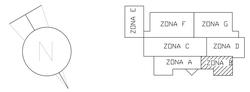


SCALE: 1:100

| | |
|---|---|
| University of Kingston<br>PhD Thesis<br>of<br>Carlos Gassmann Oliveira | Drawing n.º 9<br>HOSPITAL AMADORA - SINTRA<br>Water Supply Systems<br>Plan Layout of Section B, Level 2 |
| SCALE: 1:100 | |

Architectoral plans and perspectives as kindly supplied by Hospital Doutor Fernando Fonseca (Amadora Sintra)

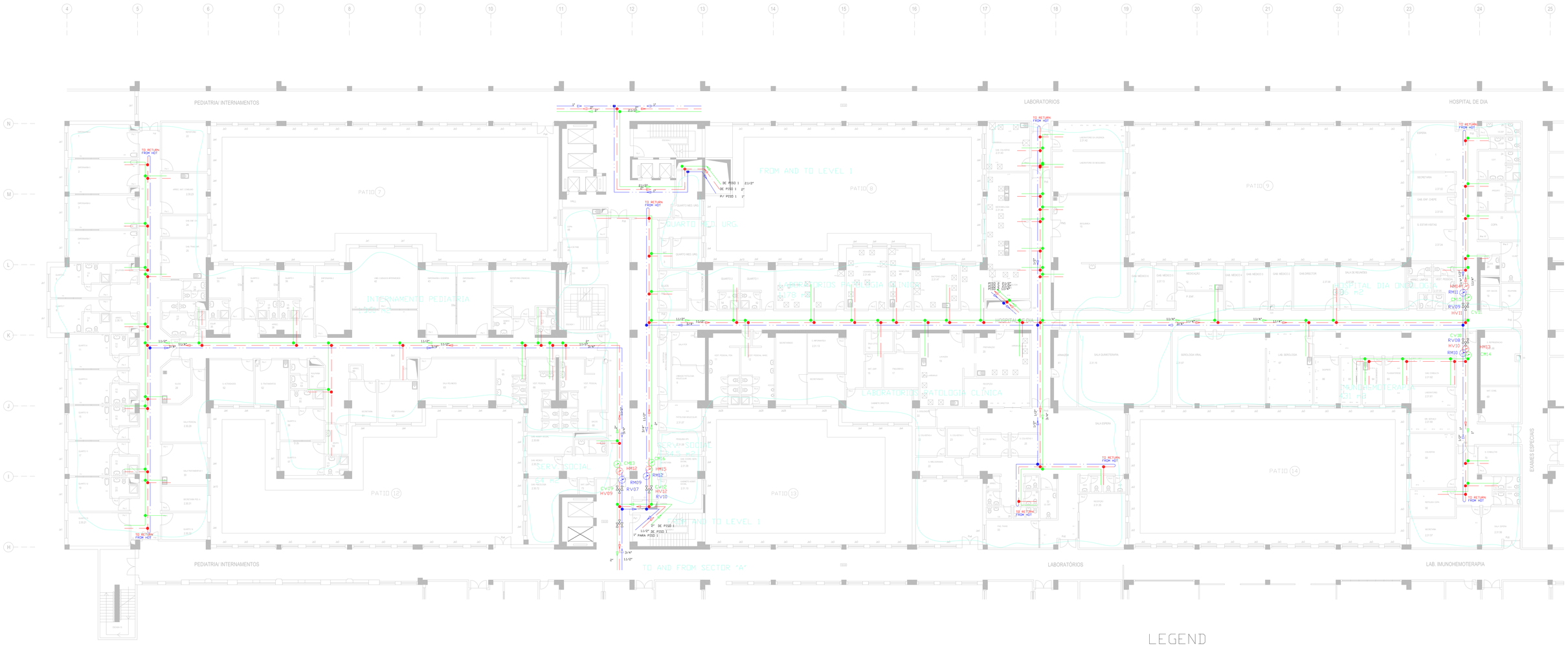


# LEGEND

- VALVE
- FLOW DIRECTION
- METER
- JUNCTION
- CVnn — COLD VALVE NUMBER (EXITING IN COLD WATER CIRCUIT)
- HVnn — HOT VALVE NUMBER (EXITING IN HOT WATER CIRCUIT)
- RVnn — RETURN VALVE NUMBER (EXITING IN WATER RETURN CIRCUIT)
- CMnn — WATER METER NUMBER FOR COLD WATER CIRCUIT
- HMnn — WATER METER NUMBER FOR HOT WATER CIRCUIT
- RMnn — WATER METER NUMBER FOR HOT WATER RETURN CIRCUIT
- COLD WATER CIRCUIT
- HOT WATER CIRCUIT
- HOT WATER RETURN CIRCUIT

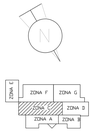


Architectoral plans and perspectives as kindly supplied by Hospital Doutor Fernando Fonseca (Amadora Sintra)

SCALE: 1:100

| | |
|---|---|
| University of Kingston<br>PhD Thesis<br>of<br>Carlos Gasnanm Oliveira | Drawing n.º 10<br>HOSPITAL AMADORA - SINTRA<br>Water Supply Systems<br>Plan Layout of Section C, Level 2 |
| SCALE<br>1:100 | |

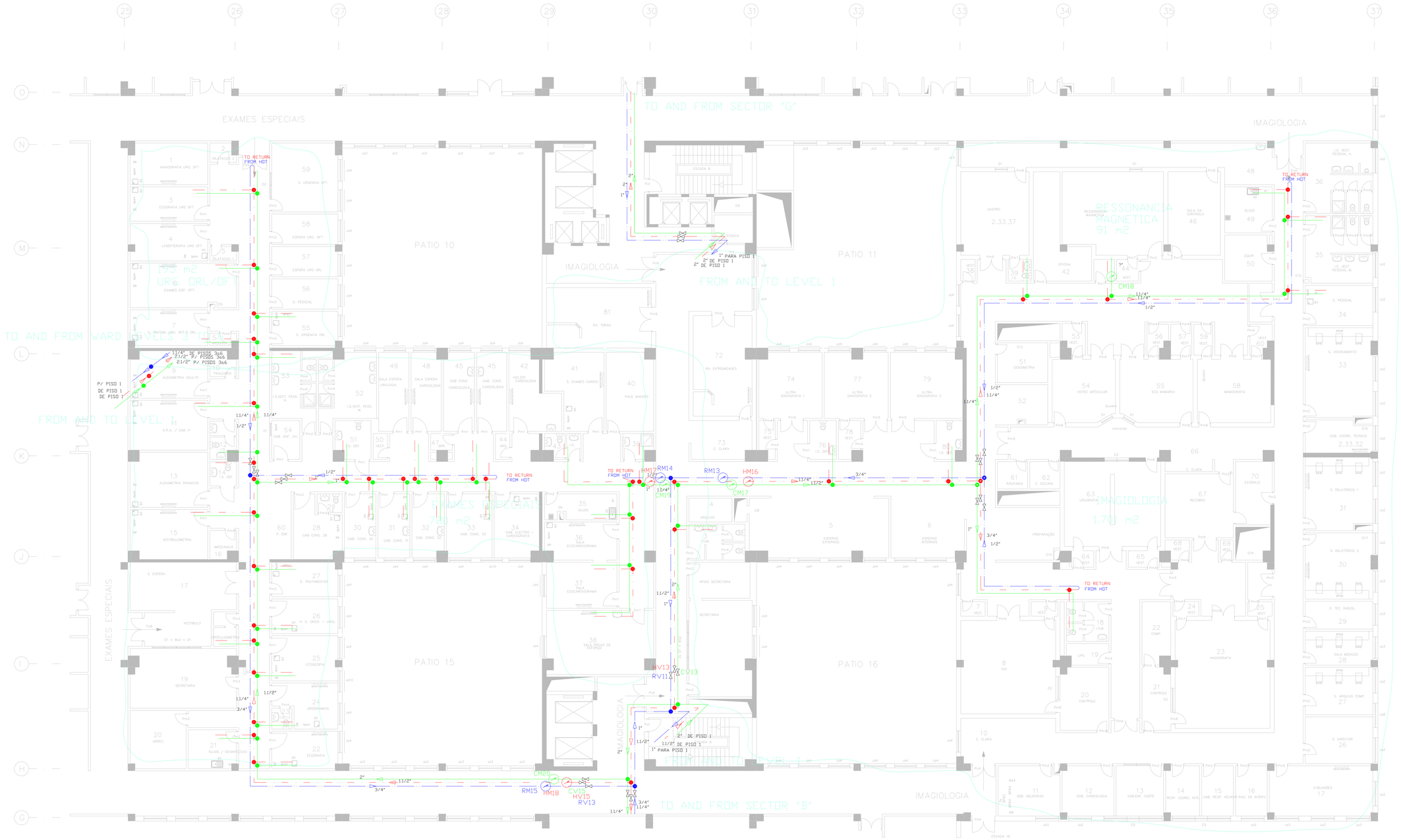


# LEGEND

- VALVE
- FLOW DIRECTION
- METER
- JUNCTION
- CVnn — COLD VALVE NUMBER (EXITING IN COLD WATER CIRCUIT)
- HVnn — HOT VALVE NUMBER (EXITING IN HOT WATER CIRCUIT)
- RVnn — RETURN VALVE NUMBER (EXITING IN WATER RETURN CIRCUIT)
- CMnn — WATER METER NUMBER FOR COLD WATER CIRCUIT
- HMnn — WATER METER NUMBER FOR HOT WATER CIRCUIT
- RMnn — WATER METER NUMBER FOR HOT WATER RETURN CIRCUIT
- COLD WATER CIRCUIT
- HOT WATER CIRCUIT
- HOT WATER RETURN CIRCUIT

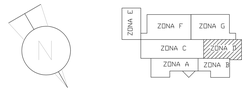


SCALE: 1:100

Architectoral plans and perspectives as kindly supplied by Hospital Doutor Fernando Fonseca (Amadora Sintra)

| | |
|---|---|
| University of Kingston<br>PhD Thesis<br>of<br>Carlos Gassmann Oliveira | Drawing n.º 11<br>HOSPITAL AMADORA - SINTRA<br>Water Supply Systems<br>Plan Layout of Section D, Level 2 |
| SCALE: 1:100 | |




# LEGEND

- VALVE
- FLOW DIRECTION
- METER
- JUNCTION
- CVnn — COLD VALVE NUMBER (EXITING IN COLD WATER CIRCUIT)
- HVnn — HOT VALVE NUMBER (EXITING IN HOT WATER CIRCUIT)
- RVnn — RETURN VALVE NUMBER (EXITING IN WATER RETURN CIRCUIT)
- CMnn — WATER METER NUMBER FOR COLD WATER CIRCUIT
- HMnn — WATER METER NUMBER FOR HOT WATER CIRCUIT
- RMnn — WATER METER NUMBER FOR HOT WATER RETURN CIRCUIT
- COLD WATER CIRCUIT
- HOT WATER CIRCUIT
- HOT WATER RETURN CIRCUIT

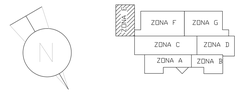


SCALE: 1:100

| | |
|---|---|
| University of Kingston<br>PhD Thesis<br>of<br>Carlos Gassmann Oliveira | Drawing n.º 12<br>HOSPITAL AMADORA - SINTRA<br>Water Supply Systems<br>Plan Layout of Section E, Level 2 |
| SCALE: 1:100 | |

Architectoral plans and perspectives as kindly supplied by Hospital Doutor Fernando Fonseca (Amadora Sintra)




# LEGEND

- VALVE
- FLOW DIRECTION
- METER
- JUNCTION
- CVnn — COLD VALVE NUMBER (EXITING IN COLD WATER CIRCUIT)
- HVnn — HOT VALVE NUMBER (EXITING IN HOT WATER CIRCUIT)
- RVnn — RETURN VALVE NUMBER (EXITING IN WATER RETURN CIRCUIT)
- CMnn — WATER METER NUMBER FOR COLD WATER CIRCUIT
- HMnn — WATER METER NUMBER FOR HOT WATER CIRCUIT
- RMnn — WATER METER NUMBER FOR HOT WATER RETURN CIRCUIT
- COLD WATER CIRCUIT
- HOT WATER CIRCUIT
- HOT WATER RETURN CIRCUIT

Architectoral plans and perspectives as kindly supplied by Hospital Doutor Fernando Fonseca (Amadora Sintra)

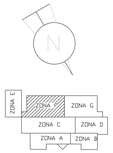


SCALE: 1:100

| | |
|---|---|
| University of Kingston<br>PhD Thesis<br>of<br>Carlos Gassmann Oliveira | Drawing n.º 13<br>HOSPITAL AMADORA - SINTRA<br>Water Supply Systems<br>Plan Layout of Section F, Level 2 |
| SCALE: 1:100 | |




# LEGEND

- VALVE
- FLOW DIRECTION
- METER
- JUNCTION
- CVnn — COLD VALVE NUMBER (EXITING IN COLD WATER CIRCUIT)
- HVnn — HOT VALVE NUMBER (EXITING IN HOT WATER CIRCUIT)
- RVnn — RETURN VALVE NUMBER (EXITING IN WATER RETURN CIRCUIT)
- CMnn — WATER METER NUMBER FOR COLD WATER CIRCUIT
- HMnn — WATER METER NUMBER FOR HOT WATER CIRCUIT
- RMnn — WATER METER NUMBER FOR HOT WATER RETURN CIRCUIT
- COLD WATER CIRCUIT
- HOT WATER CIRCUIT
- HOT WATER RETURN CIRCUIT

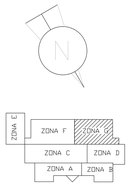


SCALE: 1:100

Architectoral plans and perspectives as kindly supplied by Hospital Doutor Fernando Fonseca (Amadora Sintra)

| | |
|---|---|
| University of Kingston<br>PhD Thesis<br>of<br>Carlos Gassmann Oliveira | Drawing n.º 14<br>HOSPITAL AMADORA - SINTRA<br>Water Supply Systems<br>Plan Layout of Section G, Level 2 |
| SCALE: 1:100 | |

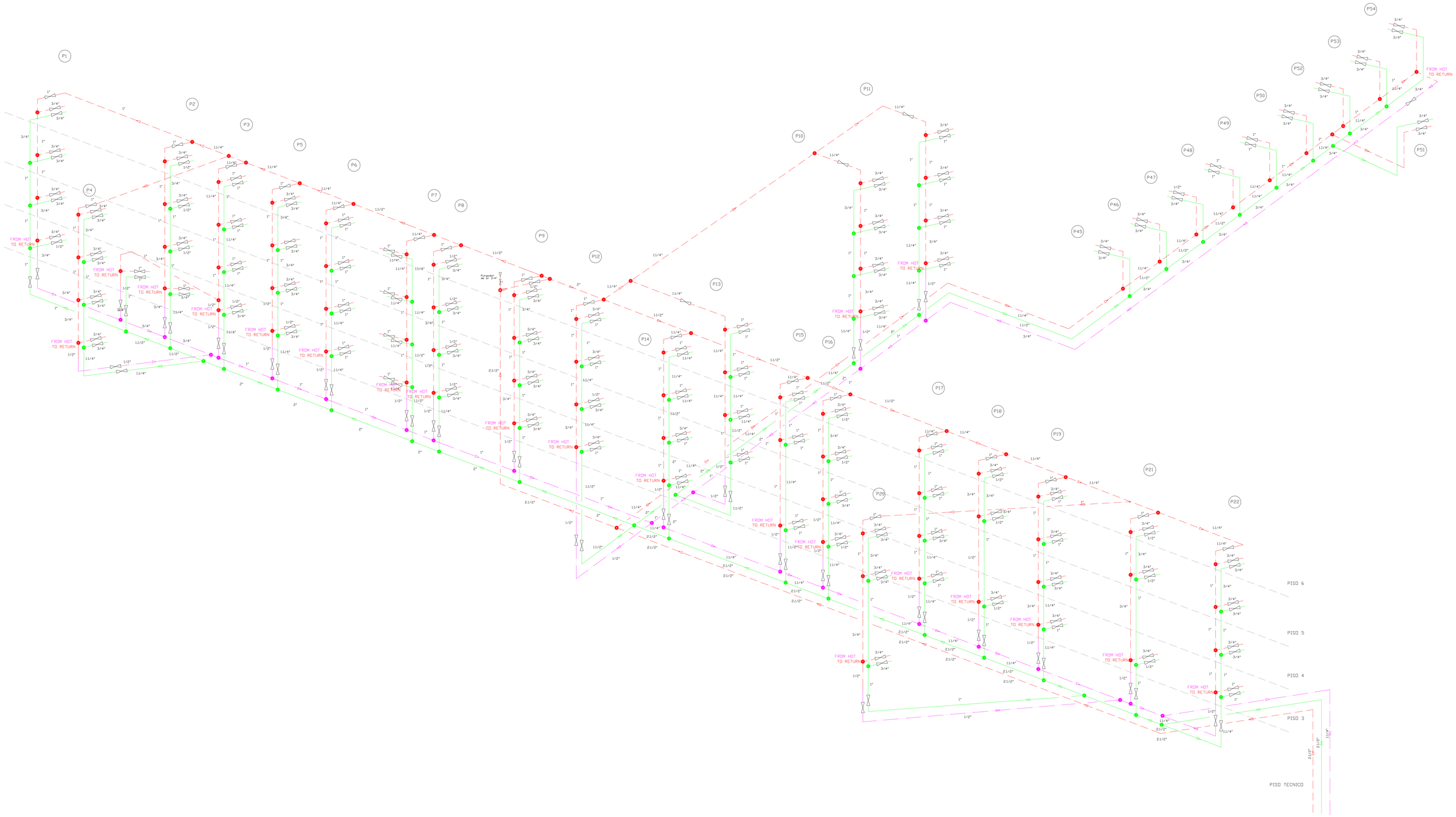


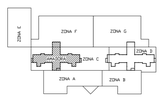


Architectoral plans and perspectives as kindly supplied by Hospital Doutor Fernando Fonseca (Amadora Sintra)

| | |
|---|---|
| University of Kingston<br>PhD Thesis<br>of<br>Carlos Gassmann Oliveira | Drawing n.º 15<br><br>HOSPITAL AMADORA - SINTRA<br>TOWER AMADORA<br><br>DIAGRAMMATIC PERSPECTIVE OF WATER SUPPLY NETWORK |
| SCALE: | |

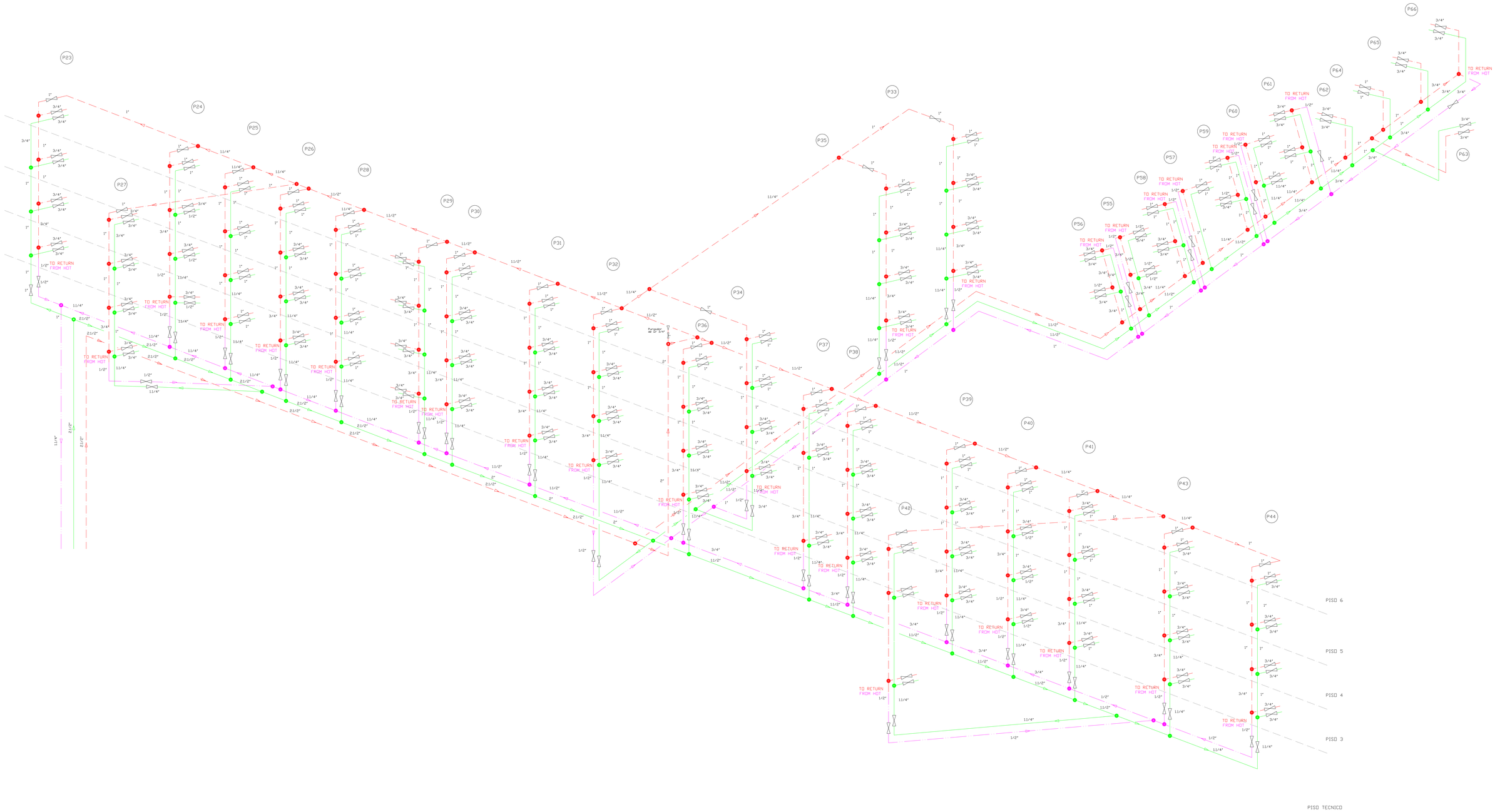


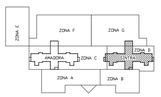


Architectoral plans and perspectives as kindly supplied by Hospital Doutor Fernando Fonseca (Amadora Sintra)

| | |
|---|---|
| University of Kingston<br>PhD Thesis<br>of<br>Carlos Gassmann Oliveira | Drawing n.º 16<br><br>HOSPITAL AMADORA - SINTRA<br>TOWER SINTRA<br><br>DIAGRAMMATIC PERSPECTIVE OF WATER SUPPLY NETWORK |
| SCALE: | |

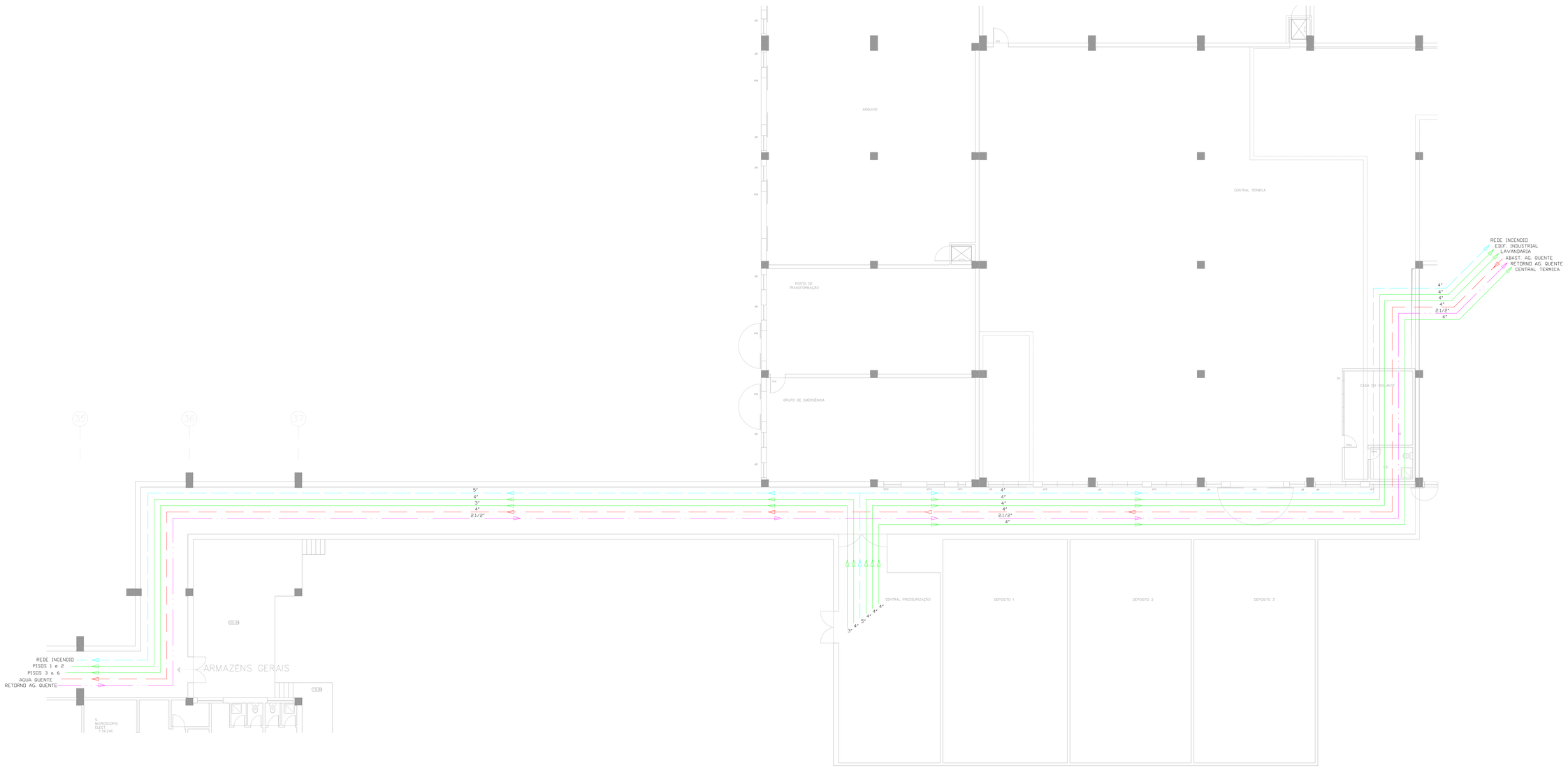


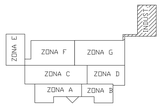


SCALE: 1:100

| | |
|---|---|
| University of Kingston<br>PhD Thesis<br>of<br>Carlos Gassmann Oliveira | Drawing n.º 17<br><br>HOSPITAL AMADORA - SINTRA<br><br>PLAN LAYOUT OF TECHNICAL GALERY |
| SCALE: | |

Architectoral plans and perspectives as kindly supplied by Hospital Doutor Fernando Fonseca (Amadora Sintra)